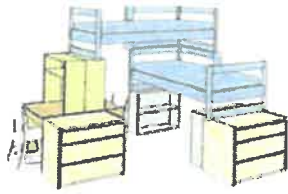
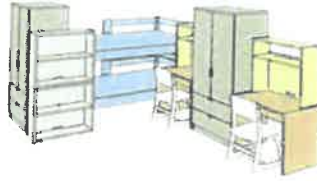


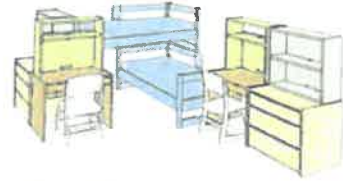
**Example
Configurations, continued**



Double, raised trundle



Double, bunked



Double, trundle



Single, on bed deck



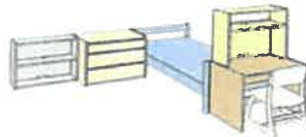
Single, on bed rail



Single, on bed rail



Single, on the floor



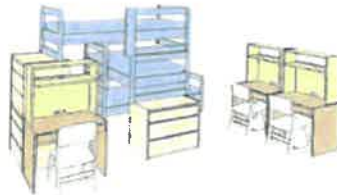
Single, on the floor



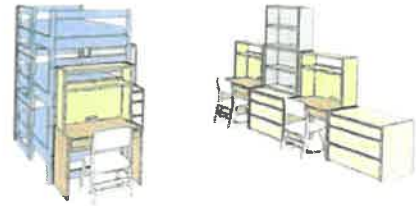
Single, on the floor



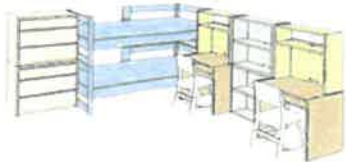
Single, raised



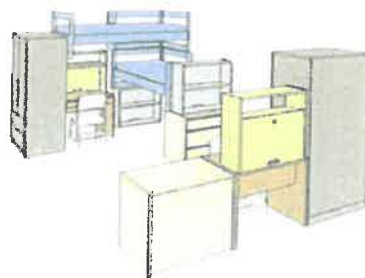
Triple, raised trundle



Triple, bunked



Double, bunked



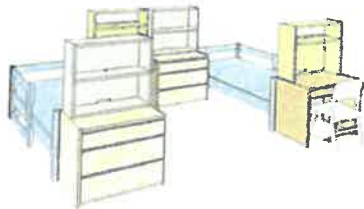
Double, raised trundle



Disclaimer: These layouts are examples of what can be done with the furniture, and may not work in every room based on room dimensions. Wardrobes in room do not have drawers.

Example Configurations

Modular furniture can be arranged just about any way you want it with 50+ different configurations. It is simple to rearrange without tools or staff help, making it the right choice for everyone.



Double, on the floor



Double, bunked



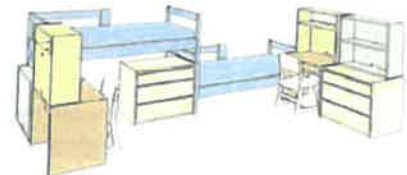
Double, trundled



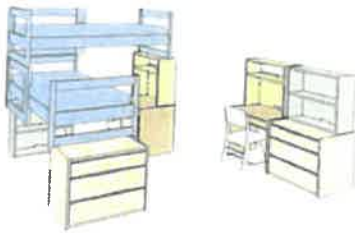
Double, raised trundled



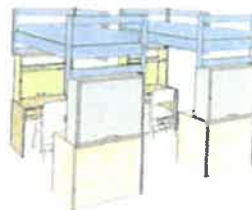
Double, bunked



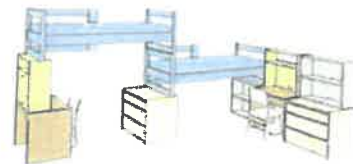
Double, staggered stack



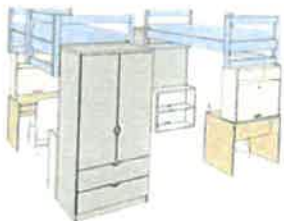
Double, raised trundled



Double, high loft



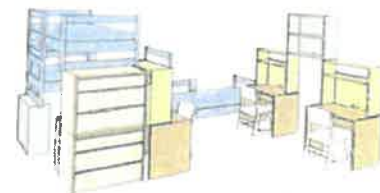
Double, raised staggered stack



Double, high loft with wardrobe



Triple, bunked and trundled



Triple, staggered stack and trundled