




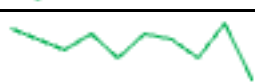
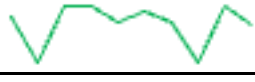



IWU SIX-YEAR GRADUATION RATES BY RACE/ETHNICITY

COHORT CLASS YEAR		2010 2014		2011 2015		2012 2016		2013 2017		2014 2018		2015 2019		2016 2020		2017 2021		2018 2022		2019 2023	
Adjusted		Cht	%	Cht	%	Cht	%	Cht	%	Cht	%	Cht	%	Cht	%	Cht	%	Cht	%	Cht	%
Overall		586	81%	509	78%	489	79%	526	77%	455	82%	450	81%	425	79%	378	83%	494	75%	409	73%
International		13	77%	28	86%	19	89%	40	88%	60	87%	39	85%	27	81%	18	61%	17	82%	17	71%
Black/Afr-Amr.		31	65%	20	65%	28	71%	25	72%	19	63%	9	78%	28	75%	30	70%	39	74%	21	43%
American Indian		1	100%	4	75%	1	0%	0	0%	0	0%	0	0%	0	0%	0	0%	0	0%	0	0%
Asian		28	89%	27	85%	27	78%	17	59%	21	81%	28	82%	26	88%	28	79%	24	83%	36	75%
Hispanic		34	62%	38	74%	38	63%	37	65%	34	79%	32	72%	41	76%	43	86%	56	71%	13	85%
White, Non-Hspnc		442	82%	359	80%	360	83%	377	79%	292	83%	329	82%	301	79%	246	85%	325	75%	309	77%
Multi Racial		0	0%	1	100%	3	100%	23	70%	16	88%	10	70%	0	0%	8	100%	28	68%	5	20%
Unknown		37	92%	32	59%	13	46%	7	71%	12	75%	3	81%	2	50%	5	83%	5	40%	7	29%

Definitions and Notes - 1) Cht = cohort.

Source: Office of the Registrar.